

Quinobequin Newsletter, November 2019

Letter from the Co-President

Dear Quilters,

Cross-pollination

Many of you have undoubtedly been working on UFOs and starting new projects as cooler weather has arrived. New England fall colors may be particularly inspiring you.

I missed our last QQ meeting as I started a series of travel adventures, first to Tupelo, Mississippi, and then to Spain. My head is swimming with ideas for new quilts, inspired especially by visits to the Alhambra in Granada and the Mesquita in Cordoba, Spain. These bastions of Moorish architecture are full of geometric patterns: in floor tiles, walls and magnificent ceilings and towers. What I found most uplifting was the blending of cultures. For intermittent periods there was tolerance and cohabitation of Christians, Muslims and Jews, which resulted in breathtaking buildings.

The Mesquita de Cordoba was my favorite. In the 6th century it was the site of the Visigoth Basilica and became Cordoba's first main Christian temple. The Muslims arrived in southern Spain in 711 and in 786 Abd al-Rahman I began building a mosque on this site. Recycling/repurposing materials, such as Roman columns, but following the example of mosques in Damascus, they created a magnificent oasis of beauty. As the area is earth-quake prone, they used double arches (an idea they borrowed from the Roman aqueducts) which provided structural stability but also allowed for higher ceilings. The mosque was considerably extended under the prosperity of the government of Abd al-Rahman II in 833 and became even more

2019 - 2020
QQ Calendar:

November 12, 2019

Aurifilosophy Trunk Show
with Sheri Cifaldi-Morrill



December 10, 2019

Holiday Party - Food, fun
and always laughter!

* * *

Reminder!

Bring to meetings:

- Nametags
- Comfort Quilts
- Show & Tell




Happy Thanksgiving!

innovative and lavish. Marble and mosaics abound, enhanced by four major skylights. The arrangement of marble Roman columns (over 800), crowned by double arches of alternating red and ivory stone (giving a striped impression), seems to extend into infinity. Then, delicate ornate almost lace-like stone-work crowns scalloped edged arches leading to the interior. Over several centuries Jewish, Christian and Muslim engineers and craftsmen worked together at various times to create a true world heritage.



Then, in the 12th century the Christians reclaimed the area and the mosque was consecrated as a Catholic church. About 200 of the middle columns were removed to build a cathedral *within* the mosque! Fortunately, the mosque was not destroyed in this transition and the juxtaposition of the various types of architecture tell a story of the various religious and political attitudes that prevailed over about 1300 years. It is a testament to what can be accomplished when creativity is allowed to cross-pollinate.




--- Janet Jankowiak, MD
Co-President, Quinobequin Quilters

Program News:

The November meeting will feature a Trunk Show with Sheri Cifaldi-Morrill who is a rep for Aurifil thread. Sheri is a certified “Aurifilosopher” and will give a fun and informative presentation that will increase your knowledge of thread, tool, uses and tips. This program will include a limited selection of Sheri’s award-winning quilt on her domestic machines. Exclusive Aurifil resources and swag for attendees included!

--- Judy Weinberg
Programs Chair, 2019-2020



Quinobequin Quilt Show 2020

The QQ 2020 Quilt Show is only about 5 months away, on March 27 & 28th! We still need lots of help! Keep an eye on your email for specific requests as they come along. We'll be distributing raffle tickets for sale at the December meeting. Sign-ups for day-of-show time slots will not begin until January, but if you're able to help hang the show, don't forget to reserve Thursday, March 26th on your calendar.

Marlene Thurston has been storing our quilt racks for years. Thank you, Marlene! We now need to find a different place to store them after this show. Do you have a crawl space or a corner of a garage or basement that we could use? Please contact Jane at JanelEvans@verizon.net if you are able to store the racks or need more information.

--- Jane Evans
Quilt Show Chair

Quinobequin Quilt Show 2020: Mini Quilts

For those who are interested in making mini quilts for a fundraiser at our quilt show in March, the list of supplies and directions are below:

Supplies

- Some ultra-firm stabilizer such as Peltex 70. You'll be fusing fabric to the stabilizer so can get either Peltex 71F, which is fused on one side or Peltex 72F, which is fused on both sides.
- A fusible web such as Misty Fuse or Light Steam A Seam II.
- Fabric & thread, embellishments

Directions

- Cut a piece of stabilizer 5" x 8"
- Cut a background fabric that is 5 1/2" x 8 1/2", so a bit bigger than the stabilizer.
- Think about what you want to depict. If you have fabric with florals, animals or other themes these can be a good starting point. What a great opportunity to use your scraps!
- Once you have decided what fabric pieces you are going to use and how they will be laid out, fuse them to the background fabric you're using on the front of the piece.
- Sew down the individual pieces after they are fused. I like to free motion quilt around each piece and do some decorative stitches. Now is also the time to embellish with beads or other items.
- Once the front is complete fuse it to one side of the stabilizer. Trim to size
- Cut another piece of fabric 5 1/2" x 8 1/2" and fuse it to the back of the stabilizer. Trim.
- Zig zag around the perimeter of the piece to finish the edges.

--- Karen Mondell
Co-president and Mini quilt organizer


Library News

This fall I joined another guild, Quilter's Connection, and to my delight discovered that they sell books at their meetings. These are the ones I purchased this month (at rock-bottom prices) from, ironically, QQ member Rosemary Koch. Both focus on the creative and design side of quilting.



[The Quilter's Book of Design](#),

Ann Johnston




This innovative book is for quilters who are tired of traditional quilting patterns and want quilts that are uniquely their own. Johnston explains the thinking behind quilt designs, describing the 'tools' designers can use to create different visual effects--line, shape, value, color, pattern, and texture. She also offers different approaches or starting points to begin the creative process, including working with geometric shapes, cutting fabric freehand, drawing from photographs, and seeking inspiration in ancient designs. The book includes more than 100 color photographs of quilts that range from the very simple to the extraordinary, as well as photographs of quilts at different stages of completion. (Amazon.com)

[Free Expression: The Art and Confessions of a Contemporary Quilter](#),

Robbi Joy Eklow

Eklow breaks a lot of the rules of traditional quilting and does not believe in perfectionism. Her quilts are lively and colorful, embodying her playful philosophy. In this book she takes the reader through the process of making a quilt and imbues each step with her own creativity and shortcuts. The three appendices--of patterns, dyeing techniques and recommended reading--are particularly useful.



--- Liz Gray
QQ Librarian

Block of the Month

The block of the month for November will be presented at the meeting next week. Bring your completed blocks to show, if you haven't shown them already.

--- Amy Gerber
--- Diana Kooy,
Paper-Pieced Design Block of the Month Coordinators

QQ UFO/NSY Challenge!

You have completed your UFO/NSY chart. If you are just joining the challenge, don't worry, the UFO/NSY chart is available [here](#). Look back at the September and October newsletter for tips on selecting your projects.

Ready! Set! Start your engines! The random project number drawn for November will be announced at the meeting.

During the month of November, work on the project that corresponds with 3rd project on your list! (If you opted for a "Free" project, choose a project on your list that you want to get a jumpstart on or work on last month's project #7.)

Here is this month's tip from [Pat Sloan](#)-

November is designated as **It's all about Time!!**

- This is UFO Busting so it's **MANDATORY to MAKE** time. Because if you don't work on a project it's **NOT** going to get done!
- Your November assignment is to set aside time **EACH DAY**- if you can do just 10 to 15 min of sewing and you will be **AMAZED** at how much you'll get done!

Your assignment

- Get your UFO/NSY project out and available for working on EVERY DAY
- Pick a time you can work on your project.
- 10 min in the morning before work?
- how about around lunch time for a handwork project?
- 15 min after dinner?
- how about as soon as you walk in the door each night?

UFO busting is SO important. Because if you have these UFOs around giving you guilt, you just can't have any fun.

Here is an article from the American Quilting Society - [Warning Signs of a UFO](#).
Let's GO SEW!

******REMEMBER TO BRING YOUR OCTOBER COMPLETED UFO/NSY PROJECT #7 TO THE NOVEMBER MEETING FOR SHOW AND TELL AND TO RECEIVE A RAFFLE ENTRY FOR THE DRAWING AT THE END OF THE CHALLENGE******

I want to thank [Pat Sloan](#) and [All People Quilt](#) for the inspiration, suggestions and guidance for this project.

Please email me with questions- rjj40@yahoo.com -- Robin Jaeger



Current Exhibitions:

Social Justice Sewing Academy

Piecing together Youth Voices in a 21st Century Sewing Circle

August 20 - December 1, 2019

The Social Justice Sewing Academy brings hands-on workshops to schools and youth organizations, facilitating and inspiring young people to express their concerns, hopes, and ideas through art. The powerful imagery they create in cloth tells their stories. The quilt blocks are then embellished, embroidered, and sewn together by volunteers around the world. The finished quilts on loan to the New England Quilt Museum are genuine, poignant, and powerful.



A Tribute to Sue Garman

September 11 – December 29, 2019

The New England Quilt Museum is proud to celebrate the lifetime achievement of the late master quiltmaker, Sue Garman. Thanks to the generosity of her family, this retrospective exhibition features 37 of Garman's original designs.

Sue Garman made more than 300 quilts over 40 years, nearly all of them original. Her excellence was recognized with numerous awards in prestigious quilt competitions, while she also advanced a career at NASA. She retired as Associate Director for the Johnson Space Center in Houston, TX in 2014. Her skill in mathematics and appreciation for detail are visible in her meticulous applique and intricately pieced quilts.



The New England Quilt Museum is honored to share Sue Garman's legacy with her many admirers, as well as visitors who may discover her work for the first time

Suspended: The Fabric Sculptures of Priscilla Sage

September 11 – December 29, 2019

Priscilla Sage's brilliant, light, free-hanging fabric sculptures are conceptual studies of form, light, and space. Their radiant colors derive from mastery of disperse dyes and direct painting on silver mylar fabrics. "Although I work on a large scale, my inspiration comes from the structure of natural forms that can be as small as mosses, as sinuous as the DNA helix, as vast as images from the Hubble telescope, or as personal as the human body. The underlying theme of my sculpture is the relationship of humans and nature." Priscilla Sage is associate professor emerita of art and design at Iowa State University's College of Design.



Events

Saturday, November 9, 2019, 9 am - 4 pm

Westalee Sample Workshop

Join instructor Adele Scott for this class in the NEQM Genre Gallery. Advance registration and payment required. [Registration Info & Details](#)



Sunday, November 17, 2019, 10 am - 2 pm

Sashiko Workshop for Beginners

Join instructor Miho Takeuchi for this class in the NEQM Genre Gallery. Advance registration and payment required. [Registration Info & Details](#)



SEW-N-SEW

Where Creative Friendships Are Made

251 West Central Street, Suite 8
Natick, MA 01760

Website: www.sew-n-sew.org
Contact us: info@sew-n-sew.org

Upcoming Quilt Shows, Exhibits and Events

It's late fall and quilt shows and events appear to be winding down before the holiday season commences. Be sure to catch a few for inspiration before we settle into winter! At the end of the newsletter see information on quilt and fabric related events and exhibits in the area.

QQ Reminders:

QQ Email List

All QQ members can send email to the Guild Email List. Please restrict use to Guild and Quilt related items! The email address is: QQList@Quinobequin.org

QQ Web Site


The QQ website has all sorts of information, including meeting announcements, the yearly calendar, Comfort Quilt patterns, and hundreds of photos. Check out www.Quinobequin.org

* * *

*Please submit any news items you'd like included in the December newsletter by
December 1st to ginny215@mac.com. I'd like to send out the newsletter
December 3rd a week before our December 10th meeting.
Thank you as always for your cooperation!*



Amoskeag Quilters Guild Fall Workshop



Sue Pelland: Lecture and Workshops

Lecture: Beyond Fabulous: Rotary Cut Appliqué with Hearts & More!
Thursday November 21, 2019 7pm

Workshop: Hope's Diamond Quilt
Friday Nov 22, 2019 9:00am- 4:00 pm



Workshop: Clever Clam Shells
Saturday Nov 23, 2019 9:00 am-4:00 pm

Emmanuel Baptist Church
14 Mammoth Road Hooksett, NH

For more information: Contact Amoskeag Quilters
[<agg.programs@amoskeaggg.org>](mailto:agg.programs@amoskeaggg.org)

Ongoing Fiber Arts exhibits at Museums in the area:

Peabody Essex Museum, Fashion and Design Gallery September 28, 2019 to January 1, 2022

PEM's Fashion and Design gallery invites visitors to consider that we are designing creatures who continually manipulate, respond to, and mold our changing world. Ensembles from the Iris Apfel *Rare Bird of Fashion* collection celebrate the exuberant remixing and inventive styling of one of the world's most prominent fashion icons.

For more information,

<https://www.pem.org/exhibitions/fashion-design-gallery>



Davis Museum at Wellesley College September 13, 2019 - December 15, 2019



Painter Kanishka Raja transforms a hybrid inheritance—the post-colonial confluences of an urban Indian childhood, familial roots in textile manufacture and clothing design, liberal arts and studio education in the US, bi-national footing in New York and Kolkata—into gorgeously patterned and painted work that both reflects and exceeds its foundational elements.

For more information, <https://www.wellesley.edu/davismuseum/whats-on/current/node/166201>

Rhode Island School of Design The Art and Design of Spider Silk September 27, 2019 - April 19, 2020

This show explores the capabilities of spiders and how they have inspired and enchanted a host of engineers, artists, and designers looking to reimagine the tensile strength, luster, and beauty of spiderwebs.

For more information see, <https://risdmuseum.org/exhibitions-events/exhibitions/art-and-design-spider-silk>



Museum of Arts and Design, New York City

Vera Paints a Scarf: The Art and Design of Vera Neumann

August 8, 2019 – January 26, 2020



Vera Paints a Scarf celebrates the work of artist Vera Neumann (1907-1993) and her contributions to the field of American design. Neumann was among the most successful female design entrepreneurs of the 20th century, and an originator of the American lifestyle brand. Over the course of her career, which spanned from her label's debut in 1942 to her death in 1993, Neumann produced an iconic line of women's scarves all signed with a cursive "Vera" and stamped with a ladybug, as well as thousands of textile patterns based on her drawings, paintings, and collages. This exhibition will be the first to comprehensively examine her career—and highlights the keys to her success: her joyful and inventive aesthetic, democratic design ethos, fusion of craft and mass production, and clever marketing. Telling the story of the artist behind the Vera brand, *Vera Paints a Scarf* offers a selection of paintings produced in Neumann's preferred technique, Japanese *sumi-e* (ink painting), from which her textile designs derive. The exhibition then continues with a broad exploration of her design work through over two hundred objects from her lines for the home and women's fashion produced between 1950 and 1980, including original works on paper, textiles and garments, archival photographs and video, as well as the ephemera related to the company's marketing campaigns, which ingeniously used the tagline "Vera paints" to promote her mass-market label.

Vera Paints a Scarf: The Art and Design of Vera Neumann is curated by Elissa Auther, MAD's Windgate Research and Collections Curator with the support of Curatorial Assistant Alida Jekabson. Additional support was provided by Rachael Schwabe and George Tiger Liu.

For more information see, <https://madmuseum.org/>



You are invited to join us for
a DEDICATED QUILTING WEEKEND (DQW)

(October 31) November 1, 2, 3, 2019

November (14), 15, 16, 17, 2019

Come and enjoy a weekend dedicated to just quilting. Our retreat will focus on lots of quilting time, reconnecting with old friends and making new friends; relaxing in historic village of Falmouth. No cooking, no chores, or any of the normal demands of everyday duties.

We have arranged for this very special weekend at Shoreway Acres Inn, located between Main Street in Falmouth and the beach at Falmouth Harbor with its spectacular view of Martha's Vineyard and Nobska Light house. The Inn has large beautiful rooms, complete with small sitting area; a heated indoor pool for relaxation, and of course a large sewing room. Each quilter will have their own generous work space, cutting and pressing stations, and layout tables.

The weekend includes the large sewing room, available from 1:00pm on Friday, through 4:00pm on Sunday; your spacious guest room on Friday and Saturday nights; Saturday & Sunday breakfast, Saturday dinner/banquet; and Sunday lunch to take with you or eat in. *** ALSO an optional Thursday (October 31) or (November 14) arrival that will include Thursday night accommodation and breakfast on Friday – with the quilting room available at 4pm on Thursday.

The cost to join us for a weekend of unlimited quilting from arrival to departure, laughter and a fun time with other quilters of all skill levels from near and far. Single occupancy is \$440 (Thursday night add-on \$105 per person); Double occupancy is \$340 (Thursday night add-on \$85 per person); and Triple occupancy is \$330 (Thursday night add-on is \$75 per person). The occupancy of the room for Thursday night will dictate the add-on amount.

SPACE IS LIMITED and reservation are FIRST COME FIRST RESERVED. To ensure that a seat is reserved for you, email us today for the reservation form of the weekend you wish to attend. A deposit of \$150 to DQW, PO BOX 496, FORESTDALE, MA 02644. The balance for the weekend is due not later than 30 September 2019.

What better way to spend a fall weekend on Cape Cod. We look forward to quilting with you.

Penny Bartlett & Pam Mulveyhill
508-477-8559 -- 508-776-1280

dqwcapecod@gmail.com

PS: We are also planning DQW – March (5), 6, 7, 8, 2020

A QUILTER'S FABRIC & CRAFT SHOPPING PARADISE

YEAR - 2020— March 25th (Wed) to March 28th (Sat)

Rosemary Koch's Annual trip to Amish Country leaves @ 4:45 am on 3/25 and returns approx. 10 pm on 3/28/2020. Trip includes shopping @: Amish Farmhouse visit, Kitchen Kettle Village, Zooks Dry Goods, Fabric Shak, Bird in Hand Farmers' Market & Area, the Spring Blossom Mall and the AQS Quilt Show and more. We cannot list everything, but if you have taken this trip before, you know it is a very fast-paced, exciting and enjoyable trip. For additional information, please send long SASE to RoseMary Koch, 100 Brand St, Arlington, MA 02474..

PACKAGE INCLUDES:

- * Roundtrip DeLuxe Motorcoach, with VCR/DVD/Stereo System (includes driver's gratuity)
- * Accommodations for 3 nights including all Taxes, gratuities, maid & baggage handling.
- * Total Meals -- 3 dinners and 3 breakfasts--all smorgasbord (includes all tips & taxes)
- * AQS Quilt Show Admission @Lancaster Convention Center, featuring vendors and exhibits.
- * Personalized name tags; Water provided each day
- * Meet & Greet Evening; Raffles and Surprises

This is one trip you won't want to miss. Fun filled trip -- many laughs, we will shop 'til we drop and there will be lots of warmth and friendship – come and join the camaraderie!

RoseMary
