



Quinobequin Newsletter, September 2019

Letter from the Co-President

Quilting and Your Brain

Fall is creeping up on us, with the start of a new QQ year. Our first meeting is always a great time to reconnect with old friends and meet new ones, discussing how we filled your summer days. While I had intended to do more sewing, that was derailed by malfunction of my machine (which is now in the shop) and another big project.

Many of you may know that I have been writing a book for some time on Brain Health and Resilience. As a geriatric neurologist, specializing in dementia, I have been a strong advocate for finding ways to prevent or at least forestall the onset of cognitive decline. Since we did not travel a lot this summer and my schedule was free of usual meetings, I actually had time to write, which was very satisfying. Some of you have asked me to share some of my thoughts...



"The Synapse", Janet Jankowiak

Yes, quilting is a fantastic way to preserve and strengthen cognitive function! It is particularly beneficial to the prefrontal cortex (PFC), that part of our brain that is the last to fully develop (mid-late 20s), but unfortunately the first to start deteriorating. The prefrontal cortex is what we use for long-term adaptive behaviors: motivation, planning, making decisions, focusing and maintaining attention,

2019 - 2020 QQ Calendar:

September 10, 2019

Welcome Back
Fall Social

October 22, 2019

** Please note this
meeting is the fourth
Tuesday of the month **

What Makes a Quilter Tick?
A Fun-Filled Look in the
Mirror with Dave Sirota

November 12, 2019

Aurifilosophy Trunk Show
with Sheri Cifaldi-Morrill

December 10, 2019

Holiday Party - Food, fun
and always laughter!

* * *

Reminder!

Bring to meetings:

- Nametags
- Comfort Quilts
- Show & Tell

filtering out completing thoughts, attending to our task and revising plans when things don't come out as originally envisioned—sound like the quilting process? Quilting also requires digging up memories of old math skills or how we previously handled a similar challenge (making use of hippocampal and parietal lobe connections). Repetitive behaviors such as cutting and sewing strengthen pathways of over-learned motor skills, so they become automatic--a good habit. Then the sense of accomplishment we feel when we solve a problem, finish the project and hand it to a grateful recipient makes us happy. We experience a sense of purpose, having done meaningful work (e.g. comfort quilt, gift for someone special) which lifts our mood. Most of the time, it also eases stress (especially the repetitive tasks) and can almost be meditative—unless we are struggling with some deadline because the to-be-expected unexpected got in the way. And even more, we have the sense of community, enjoying the camaraderie of others who love to learn new “tricks of the trade” and think it is just plain fun to play with such a variety of toys and beautiful, alluring and colorful fabrics. It is the repetition of a variety of these behaviors that strengthens neural connections and keeps our brains active and engaged. Looking forward to seeing all of you at our *first QQ meeting on Tuesday, September 10*, where we can reconnect and see all the creative projects our friends have brought to life.

--- Janet Jankowiak, MD
Co-President, Quinobequin Quilters

Program News: *Welcome Back Quinobequin Quilters to our 2019-20 season!*

Our first meeting of the year is our “Welcome Back” social which will feature a delicious selection of refreshments provided by the QQ Board and an opportunity to socialize and share summer stories. Come to view and vote on the Summer Challenge quilts, delight in members’ summer projects at ‘Show and Tell’ and note the progress of Block of the Month quilts 2018-2019. Also, learn about the work being done on Comfort Quilts; Block of the Month 2019-20 (a floral paper pieced beauty) and a brand new FUN challenge - the UFO-NYS! But the highlight will likely be that the Raffle Quilt for the 2020 quilt Show will be revealed! A reminder to all members that guests are FREE at meetings when there is no speaker, so come with your dues and a friend. See you next Tuesday, September 10th at 7PM at the Congregational Church, 1180 Great Plain Ave. Needham.

Hospitality

Board members will provide snacks and drinks to the September meeting, as is our tradition. For refreshments for the Hospitality Table for future meetings, look for the sign up sheet on the Hospitality Table. Please sign up to bring sweet or savory items and beverages to an upcoming meeting. Your cooperation is appreciated!

--- Carol Miller
Hospitality Co-chair

QQ Membership

It's time to renew your membership for our 2019/20 year. We are once again anticipating an exciting program including speakers, comfort quilts, member demos and, of course, our premiere quilt show. If you have not already renewed your membership, please bring cash or a check for \$40 to our September 10th meeting. Below is the membership form. Please complete it in full if you are a new member or if any of your information has changed.

Quinobequin Membership Form, 2019-2020

Guild membership is \$40 per year.

Name _____ New member? ☐ yes ☐ no

Address _____ Phone (____) _____

City, State, Zip code _____

E-mail address _____

Payment: ☐ check ☐ cash

Looking forward to seeing you at our September meeting.

--- *Evy Megerman*
Membership Chair

Quinobequin Quilt Show 2020

2020 is a Quilt Show Year! Friday and Saturday, March 27th and 28th are our show dates, with set-up on Thursday, March 26th. Mark your calendars now to be sure you'll be in town! A few basics - our show is a non-juried show, and we encourage everyone to submit at least one quilt - or more. So time to think about which quilts you will want to put in the show. If you've got something in progress, make a plan to finish it. If you've given away a quilt that you'd like to put in the show, talk to the recipient about borrowing it back. We usually show over 100 quilts and we'll need yours! At the September and October meetings we'll have a sign-up sheet for various Quilt Show tasks - there's a job for everyone. Working on the Quilt Show is a great way to get to know your fellow QQ members, so please sign up!

--- *Jane Evans*
Quilt Show Chair

Raffle Quilt

We are pleased to announce that the raffle quilt is done! This colorful quilt is a large queen size (102 x 102 inches) inspired by a Kaffe Fasset pattern in his *Quilts in Ireland*. It is a plaid. The vertical stripes are 8-inch and 4-inch blocks on point. The crossing horizontal stripes are lighter 4-inch blocks on point. Photos taken at Cathy's house show the quilt in progress. To achieve the plaid effect, we discovered that making Kaffe's pattern as a scappy quilt is much trickier than following his instructions with set fabrics.

The quilt has Dream Cotton Deluxe batting, and the quilting is an all-over swirl with stars. It was done by Kate Wellen of Creative Longarm Partners in Marlborough, MA (<https://www.creativelongarmpartners.com/>). Not only did she do a superlative job, she generously gave the guild a 33% discount because it was for our raffle. We cannot thank her enough. We encourage guild members to patronize her services. Her business card is below.



Cathy pondering the raffle quilt design

--- Sara Schechner
--- Cathy Clemens
Raffle Quilt co-chairs



Please remember to contact Kate and Tom when you're looking to have your quilt professionally quilted!



The QQ 2020 Raffle Quilt in all its glory

QQ UFO (UnFinished Object)/NSY (Not Started Yet) Challenge!

Challenge begins at the October QQ meeting!

The Challenge will begin the month of October, the first UFO/NSY Show-and-Tell will be in November and will conclude at the May meeting with the final Show-and-Tell and raffle drawing.

September is designated as **Know What You Have**: Count your UFO and NSY Projects! You should choose 7 from any of your UFOs or NSYs. (Optionally, you could choose 6 projects and one “free” so that you can continue to work on a project not yet completed from any of the previous months or get a jump start on an upcoming month’s project.)

Here is a tip from Pat Sloan, <https://www.patsloan.com>

- Sort them into these groups

- **Group A - Almost done** – not much left to finish it AND I LOVE the project and WANT to finish it
- **Group B – Almost done but** This is the group that you have lost interest in and really don't feel like working on it any more.. (see suggestion for Give Them Away below)
- **Group C – Partially done AND I LOVE the project and WANT to finish it**
- **Group D – Partially done but....** Do you REALLY want to finish them? I think we often have more in these piles than we think we do (see suggestion for Give Them Away below)
- **Group E – Barely started or Not Started Yet (NSY)**(– do you want to keep or not?)

From your list above take out the projects that you really have outgrown, that you never liked that much, that are giving you Guilt. **GUILT is our enemy!**

Shed tears if you must, but GIVE THEM AWAY.. Bring them to the October 22nd QQ meeting to give to the Comfort Quilt coordinators, Louise and Caroline!

Sew... what does finishing a UFO mean?

- Completing it (NO tops are not finished...)
- Finished might be giving it away or selling it so that someone

Photo: Pat Sloan

else has the joy of owning it Maybe.. take what IS done, complete that and put the rest of the fabric back in our stash

Those are the basic ways a UFO can be FINISHED. And this is the year to move many of them along. Your QQ UFO/NSY Challenge Chart is on the next page.

I want to thank Pat Sloan and [All People Quilt](http://AllPeopleQuilt.com) for the inspiration, suggestions and guidance for this project. Please email me with questions- rjj40@yahoo.com .

-- Robin Jaeger
Challenge Coordinator



QQ 2019-2020 UF/NSY Challenge!

	PROJECT	STATUS BEFORE	STATUS AFTER
1			
2			
3			
4			
5			
6			
7			

1. Fill in **seven projects** that you want to finish this year. You can choose from any of your UFOs. If you have a kit you bought but never opened or fabric you've been holding on to for too long, add using it up to the list. Embroidery, knitting, crochet, scrapbooking, and painting can count toward your list, too! Optional- choose one number as "Free" and chose to continue work on a previous project or get a jump on another.
2. Beginning in October at each QQ meeting, I will randomly draw a number 1--7. That number will correspond with the number project you work on throughout the month. Fill in the description of where you were in the project before you start.
3. At the end of the month, fill in your progress and **bring your project to the next QQ meeting show and tell** for everyone to see and to receive a raffle coupon.
4. By the end of the year, you'll have 7 finished projects! Or you'll at least have made a significant dent in your stack of UFOs.

Block of the Month

QQ – Block of the month 2019-2020

For this year's Block of the Month, we are going to play with paper-piecing, with a focus on flowers and leaves. The great thing about paper piecing is that you can create blocks with perfect points and complex patterns.

We've selected a range of paper-pieced flower and leaf patterns with an increasing level of complexity as the months progress. For the final project, we'll suggest a few options to create a table runner or wall hanging from your blocks.

The Project

Each finished block will be 6" square. Each uses 2-4 colors. This is a great chance to use up some scraps! We will have printouts of the BOM at each meeting, and it will be included in the newsletter for you to print out at home.

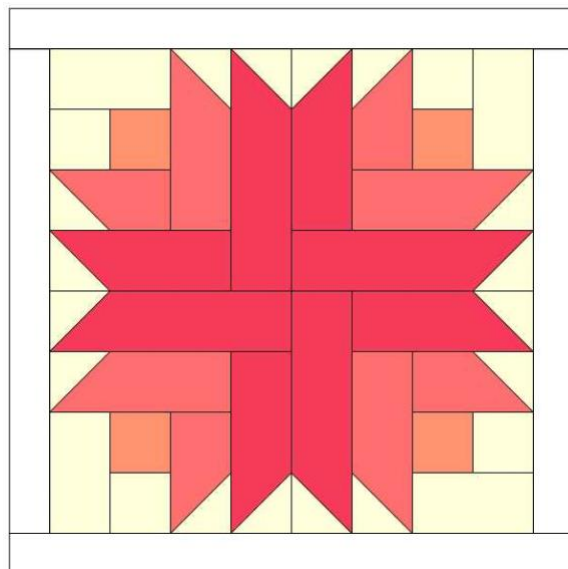
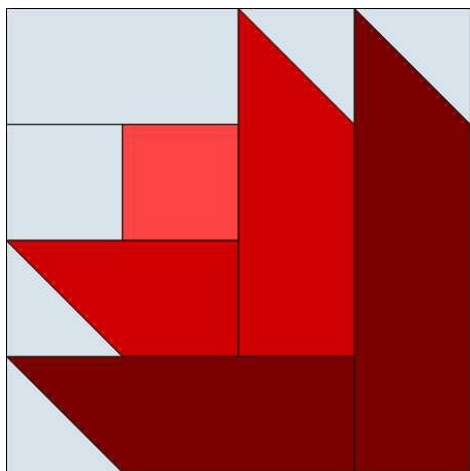
For each block, you have a choice --- you can make one 6" block each month – OR – you can make four 6" blocks to create a really fun mosaic pattern with your blocks.

Choice of fabrics and color: This is a great project for scraps, especially if you have some in the same general family. It's worth thinking ahead about the tone and style you'd like (e.g., all batiks, solids, calicos, flowers, etc.) to create a consistent final product. If you want to make a wall hanging or table runner, you'll want to have (or buy later) enough coordinating fabric for your borders.

Constructing Your October Block

For October, we are making a Double Tulip block.

If you make one tulip, it will look like this: If you make 4 tulips, they can be combined like this:



We recommend using 4 fabrics --- 3 coordinating fabrics for your flower (from dark to light) and one background color (and feel free to use a single fabric for the flower if that sings to you). For each piece, you will need enough fabric to generously cover that section of the block.

Pro-Tip! Set your sewing machine to the smallest stitch you can. This will make removing the paper backing much much easier without misshaping your block!

If you've paper-pieced before, you know that you start with section A1, and connect it to A2, then A3, and so on, through A7.

Fabric Amounts: For this first block, we are providing approximate sizes of fabric pieces to cut for each section. These are estimates (actually over-estimates) and if you have smaller scraps, you can certainly use those. As you get experienced with paper piecing, you will start getting a handle on the fabric size that can work to minimize waste.

A1--background fabric 2-1/2" square

A2—light flower fabric 2-1/2" square

A3—background fabric 4"x2-1/2"

A4—medium flower fabric 4"x2-1/2"

A5-- background fabric 2-1/2" square

A6—medium flower fabric 5-1/2"x2-1/2"

A7-- background fabric 2-1/2" square

A8—dark flower fabric 5-1/2"x2-1/2"

A9—dark flower fabric 7"x2-1/2"

A10-- background fabric 2-1/2" square

A11-- background fabric 2-1/2" square

Paper Piecing Basics

If you've never paper-pieced, take a look at the videos below and follow the steps. Everyone does things a little differently and you may feel more comfortable with one or another technique. Please ask if you have questions! Diana is happy to do a paper piecing demo at one of our meetings but the videos may be easier than our all huddling over Diana's machine.

Here are links to a few YouTube videos that show a few different techniques for paper piecing.

https://youtu.be/XZjhQ_qIncs

<https://youtu.be/8uaW26igyqE>

<https://youtu.be/t7Kx4Q7JSwQ>

Tools and Toys for Paper Piecing: All you really need is a sewing machine, computer paper and a ruler. There are some tools that make paper piecing easier (because what is quilting without toys?) --- but nothing essential.

- *Foundation Paper printer piecing paper* (This is optional because you can use regular printer paper but the thinner paper is easier to tear off later)
<https://www.amazon.com/Carol-Doaks-Foundation-Paper-Doak/dp/1571208143>
- *Paper piecing ruler* (This tool is optional because you can easily use a regular ruler)
<https://www.amazon.com/CM-Designs-CMD20006-Ruler-Quarter/dp/B01HXXI2S8>

Each month, we will give each quilter 2 sheets of pre-printed Carol Doak paper for the BOM pattern. Feel free to ask for more (at the meeting or later) if you want to make more blocks or struggled with the earlier paper.

Finished Product!

We'll have some more suggestions in the spring for putting everything together. But as a little eye-candy inspiration, see the table runner that Diana made a few years ago during the last QQ Paper Piecing Block of the month. In this example, she made 4 of each BOM.

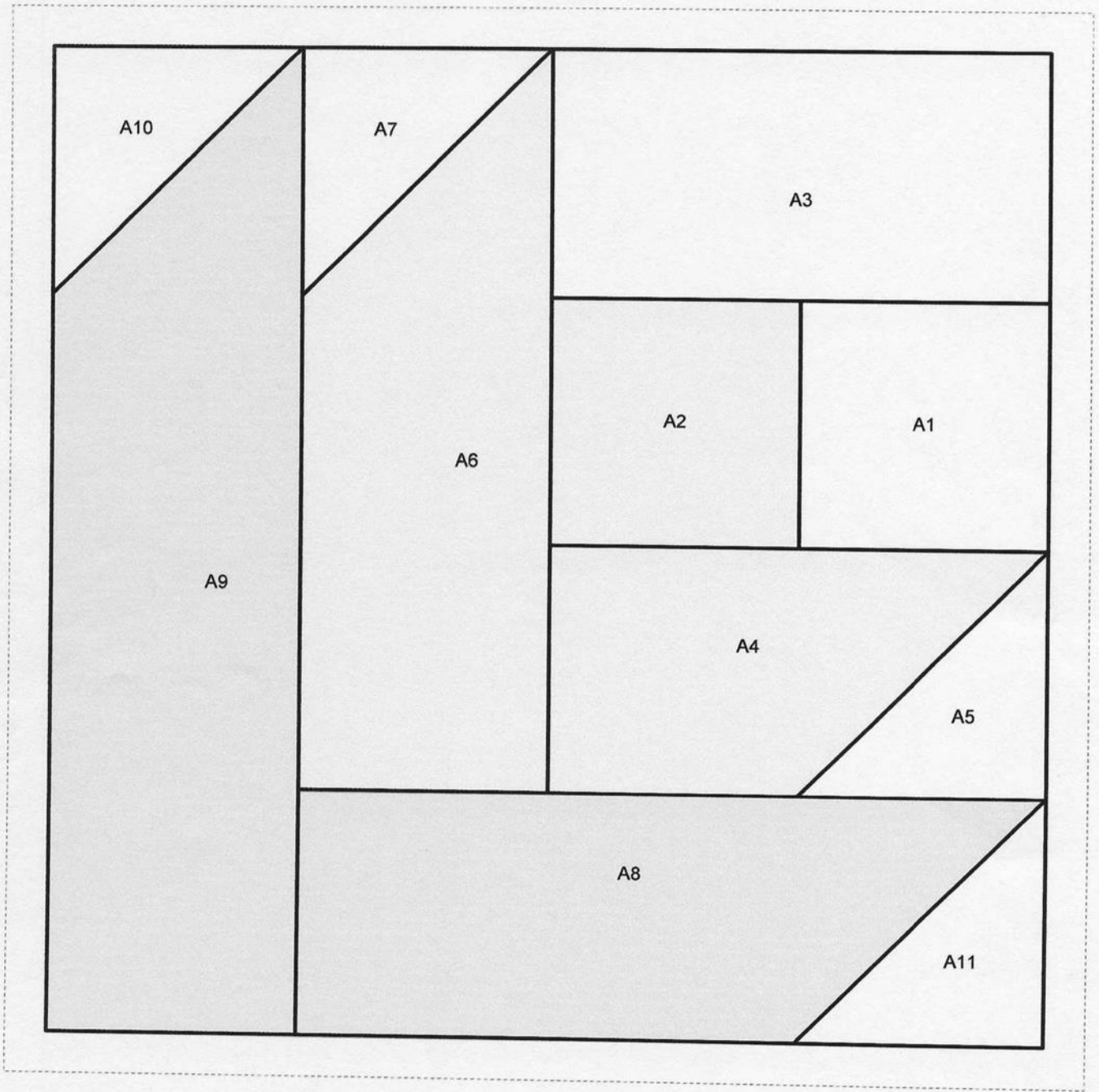


---- Amy Gerber
Block of the Month Coordinator

Diana Kooy, Paper-Pieced Design

Note: See the following page for a pattern of the paper-pieced block, Double Tulip.

Double Tulip



Library News


As you gear up for the first meeting of the year, please check your shelves and sewing rooms for any QQ books you borrowed last year. **They are all due next week!** A reminder to please return them to the "Library Book Return" box so that I can remove them from our online circulation system before they get checked out by someone else.



There's no shortage of books to borrow, however, as our collection now numbers 293. I have yet to purchase any this fiscal year, and we might even break 300 in 2020! I have lots of ideas but would prefer to purchase books that I know members want to use, so please give me your suggestions. Even if we can't purchase them all right away, I will add them to a wish list. If you want to see what we already have, simply browse through our [LibraryThing catalog](#).

This month I'm featuring one title that I picked up at a book sale over the summer, and then listing the ones that were added to the collection at the end of last year. You can click on the link for more information on Amazon.

[*Soft Covers for Hard Times: Quiltmaking and the Great Depression*](#), Merikay Waldvogel If, like me, you are a fan of quilt history and don't know about this book, you should definitely take a look. Unlike many other historical overviews, it includes color photos and personal stories and is a fascinating read. It even includes a few patterns.



[*101 Fabulous Rotary-Cut Quilts*](#), Judy Hopkins & Nancy J. Martin

[*The Block Book*](#), Judy Martin

[*Colourwash Quilts*](#), Deidre Amsden

[*Floral Bouquet Quilts*](#), Sharon Evans Yenter

[*Glorious Patchwork*](#), Kaffe Fassett

[*Marsha McCloskey's Quick Classic Quilts: Four Patches to Feathered Stars*](#)

[*Mini Quilts from Traditional Designs*](#), Adele Corcoran & Caroline Wilkinson

[*A New Turn on Drunkard's Path*](#), Mary Sue Suit


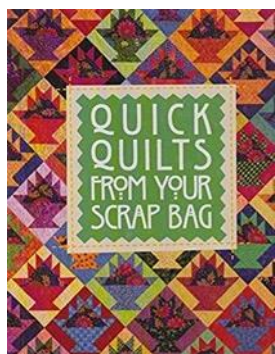
[*Quick Quilts from Your Scrap Bag*](#), ed. Patricia Wilens

[*Quilting*](#), Laurie Swim

[*Quilting Around Your Home*](#), Anthony & Jeanne Jacobson

[*Sensational Scrap Quilts*](#), Darra Duffy Williamson

[*Story Quilts: Telling Your Tale in Fabric*](#), Mary Mashuta



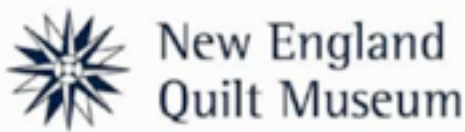
Happy September!

--- Liz Gray
QQ Librarian

Comfort Quilts

Thank you to members for comfort quilt contributions. We donated 27 quilts to project Linus over the summer. Many more quilts are in the works or nearing completion. We met three times over the summer to make blocks, quilt tops and finish quilts. I have lots of donated fabric and packets to make blocks. Please contact me at lcohen5@rcn.com to help out. Thanks!

--- Louise Cohen
Comfort Quilt Coordinator



Summer Celebration of New England Quilts The Best of the Region's Quilt Guilds

August 7 – September 8, 2019

The New England Quilt Museum, together with the Lowell National Historical Park, Whistler House Museum of Art, Brush Art Gallery, and Arts League of Lowell, present the biennial festival, **Summer Celebration of New England Quilts**. The partnership among these venues offers visitors an array of quilt and textile arts exhibitions, education programs, demonstrations, and activities for school-age visitors.

Thanks to our sponsors, the New England Quilt Museum and participating partners are admission free for the duration of this festival.

See this video of the summer celebration: <https://www.neqm.org/on-view-index>



NOTE: QQ has complementary tickets for entry to NEQM, please contact Heidi for details, 781-329-8488, hfieldston@mac.com .

SEE: the NEQM website for more information on exhibits and programs:
<https://www.neqm.org>



Quinobequin Quilters Board, 2019-2020

Executive Board

Janet Jankowiak	Co-President	janetjankowiak@comcast.net
Karen Mondell	Co-President	karen.r.mondell@gmail.com
Judy Weinberg	VP Programs 2019-2020 (Implementation)	elfie25@yahoo.com
Cathy Clemens	VP Programs 2019-2020 (Planning)	cmcmemens@comcast.net
Stacy Humphrey	Treasurer	sbhumphrey@comcast.net
OPEN	Secretary	

Committee Chairs

RoseMary Koch	Auction Coordinator for 2021	rmkoch@rcn.com
Amy Gerber	Block of the Month / Mystery Quilt	amy@tel-affinity.com
Diana Kooy	Block of the Month / Mystery Quilt	diana.kooy@gmail.com
Caroline Rachfalski	Comfort Quilt Coordinators	carolinelr@comcast.net
Louise Cohen	Comfort Quilt Coordinators	lcohen5@rcn.com
OPEN	Historian	
Carol Miller	Hospitality Co-chair	millerc291@verizon.net
Jessica Gillis	Hospitality Co-chair	jessicagillis@sbcglobal.net
Liz Gray	Librarian	liz.dunbar.gray@gmail.com
Evy Megerman	Membership	emegerman@gmail.com
Heidi Fieldston	New England Quilt Museum Rep.	hfieldston@mac.com
Ginny Such	Newsletter Editor	ginny215@mac.com
Kathryn Maguire	Publicity	krmagbro@comcast.net
Jane Evans	Quilt Show Coordinator, 2020	janelevans@verizon.net
Sara Schechner	Raffle Quilt Co-Chair for 2020	sara_schechner@comcast.net
Cathy Clemens	Raffle Quilt Co-Chair for 2020	cmcmemens@comcast.net
Monique Roth	Retreat Backup organizer	macule@msn.com
Mary Mahaney	Retreat Jan organizer	mmahaney@haartz.com
Louise Cohen	Retreat Nov organizer	LCohen5@rcn.com
Robin Jaeger	Summer Challenge Co-chair, 2020	rjaeger444@gmail.com
Judy Weinberg	Summer Challenge Co-chair, 2020	elfie25@yahoo.com
Nancy Weinreich	Webmistress	njweinreich@yahoo.com

This list of Quinobequin members who are serving on the Board is for internal use only, please do not distribute names and email addresses to anyone outside the guild without prior consent of the Board. Thank you.



SEW-N-SEW

Where Creative Friendships Are Made

251 West Central Street, Suite 8
Natick, MA 01760

Website: www.sew-n-sew.org
Contact us: info@sew-n-sew.org

Upcoming Quilt Shows, Exhibits and Events

It's fall and quilt shows and events are plentiful - take a road trip and find inspiration! At the end of the newsletter see information on upcoming quilt shows and fabric related events, activities and exhibits in the area.

QQ Reminders:

QQ Email List

All QQ members can send email to the Guild Email List. Please restrict use to Guild and Quilt related items! The email address is: QQList@Quinobequin.org

QQ Web Site

The QQ website has all sorts of information, including meeting announcements, the yearly calendar, Comfort Quilt patterns, and hundreds of photos. Check out www.Quinobequin.org

* * *

Please submit any news items you'd like included in the October newsletter by October 13th to ginny215@mac.com. I'd like to send out the newsletter, a week before our October 22nd meeting. Remember we meet the fourth Tuesday in October. Thank you as always for your cooperation!



Fiber Arts classes at the Umbrella Community Arts Center in Concord, Mass.

<https://theumbrellaarts.org/age-groups/adult-classes>

Color your Quilts II **NEW**

Let's continue the journey of expanding our 'color vocabulary' and color theory insights into quilt projects. We will work on expanding our ability to manipulate our color choices to achieve particular effects in our work.

We will look at how to use color to reflect and enhance our quilt designs. In this class we will work with manipulating value shifts, as well as transparency. If time permits, we will work on a color proportion mini project. Students should be familiar with their sewing machines and basic piecing and quilting techniques. This is a hands-on class. It is helpful for students to have participated in COLOR YOUR QUILTS I class, but not required.

Instructor: Tica de Moor Day/time: Wednesdays, 1:00 - 4:00pm

Note: COLOR YOUR QUILTS I will be offered again in January 2020.

Introduction to Felt Making

Instructor: Elizabeth Stubbs Day/time: Thursdays, 1:00 – 3:00pm

DETAILS: <https://theumbrellaarts.org/class/introduction-felt-making>

Continuing Felt Making

Instructor: Elizabeth Stubbs Day/time: Thursdays, 7:00 - 9:00pm

DETAILS: <https://theumbrellaarts.org/class/continuing-felt-making>

BENNINGTON QUILTFEST

September 14-15, 2019

Saturday, 9-5, Sunday, 10-4

**Mount Anthony Union Middle
School**

747 East Road, Bennington, VT

**Presented by
Quiet Valley Quilters Guild**

**NEW QUILTS,
DEMONSTRATIONS,
QUILT RAFFLE, CHALLENGE
QUILTS, SPECIAL EXHIBIT,
VENDORS, QUILTFEST CAFÉ**

**FEATURED QUILTER and
LECTURER:
John Kubiniec**

**Admission \$8.00
Handicapped Accessible
benningtonquiltfest.com**



AUTUMN FESTIVAL OF QUILTS

September 14, 2019 & September 15, 2019

10:00am to 4:00pm

Hawthorne Brook Middle School
64 Brookline Street, Route 13
Townsend, MA

Our quilt show will have over 200 Quilts on display with refreshments, demonstrations, raffle baskets, a scrap table, vendors and a great boutique.



QUILT SHOW



Presented by the Silver City Quilt Guild

ON DISPLAY: Over 150 member quilts • Quilts of Valor • Comfort quilts

RAFFLE ITEMS: "A Day at the Zoo" Quilt • Various gift baskets

PLUS: Treasures from the guild boutique • Merchants mall
Viewers' choice voting (Saturday) • **AND MORE!**

10AM - 4PM

Saturday & Sunday, Sept. 28-29, 2019

\$8 Admission

Friedman Middle School — Oakland Educational Campus
500 Norton Avenue, Taunton, MA. 02780



WIN THIS QUILT!

"A Day at the Zoo"

**Purchase raffle tickets for a chance to win
this quilt completed by our guild members**



SilverCityQuiltGuild • SilverCityQuiltGuild.org





39 and Counting

The Merrimack Valley Quilt Guild will hold its Annual Quilt show on Friday, September 27th and Saturday September 28th, from 9 a.m. to 4 p.m. at the Hope Community Church, 11 Hale Street, Newburyport, MA.

There is ample parking. Buses are welcome and the Church is Handicap accessible. Admission is \$8.00 at the door. If a group brings a bus of 10 or more guests, the fee will be \$5.00 per guest. (Please have a representative come to the admissions table to let us know when your group has arrived.)

This is a quilt show with something for everyone - vendors, penny raffle, silent auction, demonstrations, boutique, a white elephant room, luncheon, and over 100 awesome juried and non-juried quilts for viewing.

See photos of last year's show here. <https://bit.ly/2yHzIum>

More information is available at <https://mvquilters.wordpress.com/quilt-show/>

Dear Quilters -

The Quilting Friends of Hancock Shaker Village invite you to participate in the annual *Harvest of Quilts*! This display of quilts in the Round Stone Barn ell has become an integral part of the Country Fair. *Harvest of Quilts* celebrates color, design and the Shaker tradition of fine craftsmanship demonstrated in historic and modern quilts. Proceeds benefit the Village's educational programs.

Harvest of Quilts opens on September 28th, the first day of the 22nd Annual Country Fair. Exhibitors and consignors receive a complimentary, full day pass for the Village valid for September 28 – 29, 2019. Volunteers receive complimentary admission on the day of their service.

EXHIBIT: We seek your fine quilts, quilted hangings, antique or new, not previously exhibited at the *Harvest of Quilts*. Each quilt must have a basted sleeve for hanging (4 inches or larger), unless very fragile. Fill out a Quilt Registration Form for each quilt you wish to exhibit. Exhibit quilts may be offered for sale with a signed Quilt Consignment Form. Sale price includes a 25% donation. All quilts must remain on view until 5 PM Sunday.

Send quilt registration forms to: **Connie Logan, 47 West Sheffield Rd, Gt. Barrington, MA 01230**

Registration deadline: **Saturday, September 8**

Quilt delivery to the Village: **Thursday, September 26, 10 AM–1 PM**

In the Believers Room next to the Seeds Café

Please call Connie at 413-528-9941 to make other arrangements.

QUILT CONSIGNMENT SHOP: Acceptable articles include quilts in all sizes; quilted runners, wearables, and smalls; and other traditional sewn items (bags, pincushions, penny-rugs). No knitted or crocheted items will be accepted. 25% of total sales will be considered a donation to the Village. Consignment details and registration forms are available at hancockshakervillage.org under Events/Country Fair. Questions? Please email Mary Rentz, marylrentz@gmail.com, with "Quilt Consignment" as subject.

Send Consignment Form to: **Hannah Schockmel, hschockmel@hancockshakervillage.org, 413-443-0188 ext. 115**

Consignment Delivery dates: **Saturday, September 21 and Thursday, September 26, 10 AM–12 PM**

VOLUNTEER: We also seek your help setting up and manning stations. "White glove" volunteers and demonstrators quilting their own work are also needed. Perhaps you or a friend would like to sign up for a shift. Please fill out and return the Volunteer Form below if you would like to help.

✂ -----**VOLUNTEER FORM**-----

Please check and circle where you would like to volunteer. Please mail to:

Connie Logan 47 West Sheffield Rd, Gt. Barrington, MA 01230

___ I can be a white glove volunteer SAT or SUN: AM or PM

___ I will bring work to demonstrate quilting SAT or SUN: AM or PM

___ I would like to help with the Consignment Shop SAT or SUN: AM or PM

___ I can help set up: THURS or FRI: AM or PM

Name _____ Email _____ Phone _____

Mailing address _____

You will be notified of your assignment. Thank you for volunteering.
Volunteers receive complimentary admission to Hancock Shaker Village on their day of service.

Rising Star Quilters Guild, Lexington, MA


32nd Annual Quilt Show

Oct. 4-5, 2019

St Brigid Church
1995 Massachusetts Ave.
Lexington, MA

Plenty of free parking

Raffle Quilt, 2019



In Keilty Hall (the bigger one, under the church):

- The Quilts
- Scavenger hunts
- Raffle quilt
- Mini quilt raffle and raffle baskets
- Café
- Vendors
- Demonstrations by RSQ members
- Yard sale

In Parish Hall:

- Boutique
- More Quilts, including the challenge quilts

A portion of the proceeds are donated to REACH Beyond Domestic Violence

Admission: \$7; Children 12 years and under free

Note: Handicap accessible, but ask for accessible entrance location for Parish Hall

For more information, see : <http://www.risingstarquilters.org/show.html>
or contact: quiltshow@risingstarquilters.org

CONCORD PIECEMAKERS QUILT SHOW 2019



Show Dates

Friday, October 4th: 10 AM – 6 PM

Saturday, October 5th: 10 AM – 4 PM

St. Matthews United Methodist Church

435 Central Street

Acton, Ma 01720

Admission: \$7. Children under 12 free

Activities:

- See a spectacular display of quilts and wearables
- Visit our members' craft boutique with unique and beautiful gifts
- Shop at our vendors' booths
- Watch a demonstration
- Visit our antique quilt room, some quilts and quilt tops available for purchase
- Visit our Raffle Table with great, handmade items available to win
- Buy a tin of delicious cookies wrapped in colorful fabric

- Take a chance on the guild raffle quilt

For more information, contact quilt_show@concordpiecemakers.org

Dear Quilting Colleague,

If you're like most quilters, you *love* seeing how other quilters have expressed their creativity, challenged their skills, and mastered new techniques. We invite you to feed your curiosity and plan a road trip with your quilting friends to the 38th Annual Cocheco Quilters Guild Quilt Show at the Rochester NH Community Center on October 12 & 13, 2019.

Your bus or car caravan will have easy access to plenty of free parking. The Community Center is fully wheelchair and handicap accessible, with all facilities and show activities on a single level. Admission is \$8 per day or \$10 for two days, and young quilters under 12 are free. Bonus for groups: \$1 off advance tickets when buying 5 or more**

WHAT – Cocheco Quilters 38th Annual Show: Changing Tides

WHEN – October 12-13, 2019: 10 am – 4 pm

WHERE – Rochester Community Center, 150 Wakefield Street, Rochester NH

INFO: www.cochecoquilters.com

Our show features more than 200 quilts of all sizes -- bed quilts, table toppers, wall hangings and art quilts – all stitched with care by our members. You can pick up new tools, just the right fabric, or test drive a new machine at one of our vendor booths. Take home a handmade creation purchased from our Cocheco Boutique. Take a chance on one of the many collections of books, fabric and notions at the Penny Sale. Support our local charities by purchasing a raffle ticket that could make you the lucky winner of the exquisite blue and white Cocheco raffle quilt, shown here. Meet some of our skilled quilters. Sit in on a demonstration by our members and try your hand at something new. When you need a break, our food vendor has breakfast, lunch and snacks for you to enjoy in the lounge across the hallway from the main show floor.



Our show is scheduled smack dab in the middle of foliage season, and Mother Nature usually puts on great colors. Rochester, NH, is only an hour from Center Harbor, the home of Keepsake Quilting, a trip that will take you through the beautiful scenery of New Hampshire's lakes region. Enjoy side trips to a number of fine quilt shops while you're here.

Let us know how we can help you plan a bus or car caravan to our show. We'd love to have you join us!

Jacque Thompson
Cocheco Quilters Guild Quilt Show Chairperson
quiltshow@cochecoquilters.com



NINIGRET QUILTERS 2019 QUILT SHOW

Fri – Sat – Sun
October 18 – 19 – 20, 2019
10 am – 4 pm

Westerly Armory, 41 Railroad Ave, Westerly, RI



"Ocean Sunset" Raffle Quilt
based on Diane Beaubien's pattern—*Simply Stunning*

Over 100 Quilts Displayed | Vendors | Baskets for Raffle | Cafe



Quilt Show 2019

Proper Bostonian Quilters

October 25, 26 & 27

Friday 6pm - 8pm

Saturday 10am - 4pm

Sunday 10am - 4pm

40 Saint Theresa Ave.

Msgr. Donahue Hall

West Roxbury, MA

Boutique, Cafe, Raffle Quilt & Vendors

Admission \$7

Seniors and Students \$5

Parking in lot in back or on the street.

properbostonianquilters.org

Nimble Thimblers Annual AUCTION 2019



The Nimble Thimblers Quilt Guild, a Wakefield area group of 50 members, announces its annual fundraising AUCTION, set to take place on Tuesday evening, October 29th, 2019 at the Crystal Community Club, 77 Preston Street, Wakefield, MA 01880. Doors open at 6:30 p.m. Admission is free and there is plenty of parking and no stairs.

This year, we offer an impressive array of items for sale – quantities of fabric, sewing supplies, finished and unfinished QUILTS, plus handcrafted gift items and more. We continue to change and alter our event and we will feature a “Wine Basket” which will be a raffle, many fabric related silent auction items, a great variety of things on the “Grab N Go” table. The Live Auction will begin at 7:00 and feature 25 items; during this time, you can continue to monitor your silent auction bids. Sewers and non-sewers alike will find treasures galore. This year, we are having fewer items in the live auction so as to have a really fun evening which ends by 9 PM; that means many fabrics/baskets will be “Grab ‘n GO”. Cash or check only, no charges and please bring a bag to carry home all your treasures!



Amoskeag Quilters Guild Fall Workshops

Timna Tarr: Lecture and Workshops

Lecture: Flying Colors Trunk Show
Thursday October 17, 2019 7pm



Workshop: Map Making with Fabrics
Friday October 18, 2019 9:00 am - 4:00 pm



Workshop: Colorfall: Curved Piecing
Saturday October 19, 2019 9:00 am - 4:00 pm



Sue Pelland: Lecture and Workshops

Lecture: Beyond Fabulous: Rotary Cut Appliqué with Hearts & More!
Thursday November 21, 2019 7pm

Workshop: Hope's Diamond Quilt
Friday November 22, 2019 9:00 am - 4:00 pm



Workshop: Clever Clam Shells
Saturday November 23, 2019 9:00 am - 4:00 pm

Emmanuel Baptist Church
14 Mammoth Road Hooksett, NH

For more information: Contact Amoskeag Quilters sagg.programs@amoskeaggg.org

Ongoing Fiber Arts exhibits at Museums in the area:

Peabody Essex Museum, Fashion and Design Gallery
On view September 28, 2019 to January 1, 2022

PEM's Fashion and Design gallery invites visitors to consider that we are designing creatures who continually manipulate, respond to, and mold our changing world. Ensembles from the Iris Apfel *Rare Bird of Fashion* collection celebrate the exuberant remixing and inventive styling of one of the world's most prominent fashion icons.



Davis Museum at Wellesley College
September 13, 2019 - December 15, 2019



Painter Kanishka Raja transforms a hybrid inheritance—the post-colonial confluences of an urban Indian childhood, familial roots in textile manufacture and clothing design, liberal arts and studio education in the US, bi-national footing in New York and Kolkata—into gorgeously patterned and painted work that both reflects and exceeds its foundational elements.

Rhode Island School of Design
The Art and Design of Spider Silk
September 27, 2019 - April 19, 2020

This show explores the capabilities of spiders and how they have inspired and enchanted a host of engineers, artists, and designers looking to reimagine the tensile strength, luster, and beauty of spiderwebs.





You are invited to join us for
a DEDICATED QUILTING WEEKEND (DQW)

(October 31) November 1, 2, 3, 2019

November (14), 15, 16, 17, 2019

Come and enjoy a weekend dedicated to just quilting. Our retreat will focus on lots of quilting time, reconnecting with old friends and making new friends; relaxing in historic village of Falmouth. No cooking, no chores, or any of the normal demands of everyday duties.

We have arranged for this very special weekend at Shoreway Acres Inn, located between Main Street in Falmouth and the beach at Falmouth Harbor with its spectacular view of Martha's Vineyard and Nobska Light house. The Inn has large beautiful rooms, complete with small sitting area; a heated indoor pool for relaxation, and of course a large sewing room. Each quilter will have their own generous work space, cutting and pressing stations, and layout tables.

The weekend includes the large sewing room, available from 1:00pm on Friday, through 4:00pm on Sunday; your spacious guest room on Friday and Saturday nights; Saturday & Sunday breakfast, Saturday dinner/banquet; and Sunday lunch to take with you or eat in. *** ALSO an optional Thursday (October 31) or (November 14) arrival that will include Thursday night accommodation and breakfast on Friday – with the quilting room available at 4pm on Thursday.

The cost to join us for a weekend of unlimited quilting from arrival to departure, laughter and a fun time with other quilters of all skill levels from near and far. Single occupancy is \$440 (Thursday night add-on \$105 per person); Double occupancy is \$340 (Thursday night add-on \$85 per person); and Triple occupancy is \$330 (Thursday night add-on is \$75 per person). The occupancy of the room for Thursday night will dictate the add-on amount.

SPACE IS LIMITED and reservation are FIRST COME FIRST RESERVED. To ensure that a seat is reserved for you, email us today for the reservation form of the weekend you wish to attend. A deposit of \$150 to DQW, PO BOX 496, FORESTDALE, MA 02644. The balance for the weekend is due not later than 30 September 2019.

What better way to spend a fall weekend on Cape Cod. We look forward to quilting with you.

Penny Bartlett & Pam Mulveyhill
508-477-8559 -- 508-776-1280

dqwcapecod@gmail.com

PS: We are also planning DQW – March (5), 6, 7, 8, 2020

A QUILTER'S FABRIC & CRAFT SHOPPING PARADISE

YEAR - 2020— March 25th (Wed) to March 28th (Sat)

Rosemary Koch's Annual trip to Amish Country leaves @ 4:45 am on 3/25 and returns approx. 10 pm on 3/28/2020. Trip includes shopping @: Amish Farmhouse visit, Kitchen Kettle Village, Zooks Dry Goods, Fabric Shak, Bird in Hand Farmers' Market & Area, the Spring Blossom Mall and the AQS Quilt Show and more. We cannot list everything, but if you have taken this trip before, you know it is a very fast-paced, exciting and enjoyable trip. For additional information, please send long SASE to RoseMary Koch, 100 Brand St, Arlington, MA 02474..

PACKAGE INCLUDES:

- * Roundtrip DeLuxe Motorcoach, with VCR/DVD/Stereo System (includes driver's gratuity)
- * Accommodations for 3 nights including all Taxes, gratuities, maid & baggage handling.
- * Total Meals -- 3 dinners and 3 breakfasts--all smorgasbord (includes all tips & taxes)
- * AQS Quilt Show Admission @Lancaster Convention Center, featuring vendors and exhibits.
- * Personalized name tags; Water provided each day
- * Meet & Greet Evening; Raffles and Surprises

This is one trip you won't want to miss. Fun filled trip -- many laughs, we will shop 'til we drop and there will be lots of warmth and friendship – come and join the camaraderie!

RoseMary
