

## Quinobequin Newsletter, December 2019

### Letter from the Co-President


Dear Quilters,

I recently had the pleasure of attending a BSO concert at Symphony Hall. I really enjoy classical music, especially the works of the old masters such as Bach, Mozart and Beethoven. I'm especially drawn to composers of what's considered the Romantic Era such as Tchaikovsky, Mendelssohn, Schubert and Dvorak, to name a few.

This performance featured a serenade by Brahms, and two pieces by Shumann - a piano concerto and then his rousing Symphony #4. I was struck by the similar elements between the performance of an orchestra and the creation of a quilt. The serenade was performed by a small orchestra on stage (no timpani, trumpets or trombones). Many more musicians joined the orchestra for the concerto, along with a piano. (The conductor played the piano and conducted at the same time, something I've never seen in person before and it's quite a feat.) The piano was removed for the last piece. This movement of instruments and staging reminded me of how some quilts are made with a limited palette of colors and textures, others may have a larger palette along with an accent piece around which it is built, while many quilts mix various colors, textures and fabrics, not to mention embellishments.

With an orchestral piece the end results are a feast for the ears, while we know that quilts provide a feast for the eyes. Like orchestral pieces or really any music, quilts can evoke various emotions that stir your heart, from sadness to joy, and fill you with wonder.

2019 - 2020  
QQ Calendar:



### December 10, 2019

Holiday Party - Food, fun, Quilters Bingo and always laughter and surprises!

### January 14, 2020

Liz Gray: her journey to becoming a professional quilter and quilt appraiser

### February 11, 2020

Comfort Quilt Gathering

\* \* \*

### *Reminder!*

Bring to meetings:

- Nametags
- Comfort Quilts
- Show & Tell

It's really a treat to hear a BSO concert at Symphony Hall, in part because the hall itself is so glorious. I try to follow the individual musicians with my eyes, although it can be challenging from the second balcony. Next time I'll try to remember to bring the binoculars.

--- Karen Mondell  
Co-President, Quinobequin Quilters



### Program News:

#### ***HOLIDAY BINGO! BACK BY POPULAR DEMAND!***

Please join the Quinobequin Quilters again for our annual Holiday Celebration on Tuesday, December 10, 2019 at the Congregational Church, Great Plain Ave, Needham at 7PM. Delicious holiday refreshments, provided by our members, will be served throughout the evening and 'Show n' Tell and the UFO Challenge will take place.

Featured for the second year will be lively games of 'Quilting Bingo' and you may be a winner! Small prizes will be given.

Please join us for all the festivities!!!

If you have questions, please contact Judy at [judithfweinberg@gmail.com](mailto:judithfweinberg@gmail.com)

### Hospitality

We are looking forward to our holiday party at the next meeting. As is our tradition, half of us bring snacks for the Dec. meeting and the other half will contribute to our last meeting in May. So, if your last name begins with **A - L** please bring a snack to the next meeting. You can bring drinks, sweets, savory, crunchy, festive or your favorite yummy bite, your choice. We look forward to indulging in delicious treats that you all are so good at providing. Thank you!

--- Jessica Gillis  
For the Hospitality Committee

## Quinobequin 2020 Quilt Show

The 2020 Quilt Show is coming up on March 27/28, 2020 (Friday and Saturday) - we hope everyone is planning to submit quilts!

A few things to remember:

- Any QQ member in good standing before December 2017 can submit quilts.
- We DO want your challenge quilts from the summers of 2018 and 2019 to be in the show.
- You can submit as many quilts as you like. If we don't have room for all the quilts submitted, we will remove some of them based on the ranking you give your quilts on the submission form.
- Don't be modest – we want you to submit your quilts! One of the great things about the QQ show is the broad variety of quilts that we display.

Ready to submit? The quilt submission forms will be available on-line in January. Paper forms will also be available. To submit a quilt, you will need to know its size to the nearest inch. Please be as accurate as possible.

Raffle Quilt packets will be distributed at the December meeting. Each member will receive 30 tickets and a photo of the quilt. For every \$10 worth of tickets that you sell, you'll get a ticket for the 2nd raffle quilt top (members only).

Any questions or comments, contact [JaneLEvans@verizon.net](mailto:JaneLEvans@verizon.net).

--- *Jane Evans*  
*Quilt Show Chair, 2020*

## Quilt Show: Raffle Quilt News

We have glossy postcards! Not only do they picture the raffle quilt, but they also advertise our quilt show, taking the place of the bookmarks we used to leave off at the libraries and shops. Please take some to share! If you give raffle tickets as holiday gifts, add a postcard to show the prize. Sara will bring a box full of postcards to the December meeting. If you cannot attend, but would like some postcards, please contact her at [sara\\_schechner@comcast.net](mailto:sara_schechner@comcast.net). A digital version of the card will also be shared for those who wish to email show announcements.

Happy Holidays!

--- *Sara Schechner & Cathy Clemens*  
*Raffle Quilt Co-Chairs*



Quinobequin Quilters Guild

# 2020 Quilt Show

100+ Quilts by Local Artists  
Raffle Quilt  
Vendors  
Mini Art Quilts for Sale  
Kids' Quilt Hunt

Friday March 27 & Saturday March 28  
10 am to 5 pm

Admission \$10, children free

## Show location

Needham Masonic Hall  
1101 Highland Avenue  
Needham, MA

From I-95, take the Highland Avenue exit.  
The hall is 1 mile on the right.

## Contact

quiltshow@quinobequin.org

for information & to make  
arrangements for groups

Raffle quilt, queen size, 102" x 102"

Postcard front

## Quinobequin Quilters Guild Biennial Quilt Show



March 27-28, 2020

Postcard back





*The raffle quilt being photographed at the Hornick Rivlin Studio in Waltham.*

## Block of the Month

### December BOM Preview

We're ready to step it up a notch with the December BOM --- the spiky leaf! It's the same technique as we have used before but more pieces, so a bit more time-consuming.

Take some inspiration from Diana's example below --- she made hers with 3 fabrics -- the background, the left side leaves and the right side leaves. But have fun with the colors that work for you and if you'd prefer a single fabric for all of the leaves, go for it!

As for the fabric cutting directions, Diana recommends that for the first piece, A1, cut a strip of fabric 2' x 2". The remainder of the pieces can also be cut 2" x 2", so that you don't need to measure for length in cutting individual rectangles. Once you have sewn in the leaf strip, you can cut it off and use the rest for the next piece of that color. After A1, you actually only need strips cut to 1 3/4" x 1 3/4" for the remainder of the block. But note that the 2" x 2" size gives you some extra wiggle room for those who are new to or rusty at paper-piecing.

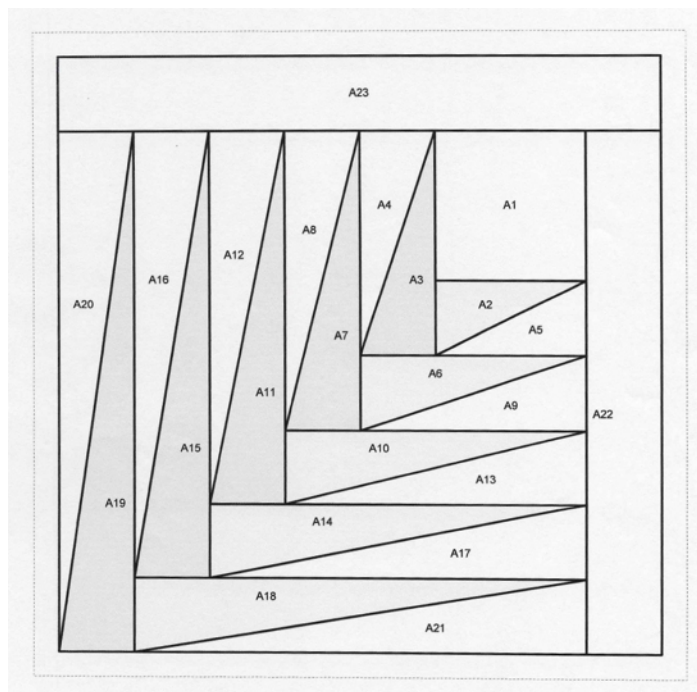

We're looking forward to seeing everyone's November daffodils at the QQ holiday party! We will have printouts of the spiky leaf available for everyone who wants them. As always, reach out to Diana or Amy with your construction questions.

--- Amy Gerber

--- Diana Kooy,

*Paper-Pieced Design Block of the Month Coordinators*

*See next page for images...*



6-inch block, not to scale




## Library News


Did you know that the QQ library includes a baker's dozen (plus one) of books on paper piecing? Since that is the focus of this year's block-of-the-month challenge, I thought this would be a good month to highlight a few of those titles. You can find the whole list on our [Library Thing catalog](#) by clicking on "Your Books" in the top tool bar, then "tags" in the second tool bar, and finally "paper piecing" in the list of tags.



[\*Cups and Saucers: Paper-Pieced Kitchen Designs\*](#), Maaïke Bakker  
"Choose from 40 fun block patterns and ten projects that combine the ease of paper piecing with enchanting designs. Block designs feature charming dishes and cups, plus other creative motifs such as colorful vegetables." (<http://amazon.com/>)




[\*Paper Piece the Quick Strip Way\*](#), Peggy Martin



"This book is designed to help the student learn to design and rapidly piece relatively complex blocks that you have probably admired in other quilts and wondered how to make. What I find most interesting about this book is Martin's approach to designing blocks so that they can be chain pieced; this makes for more rapid construction of the quilt. She calls this method 'quick strip paper piecing,' and it really is like strip piecing except that you are using a paper foundation. The patterns in the book are gorgeous and she has interpreted them in lots of unusual fabrics, which make them even more interesting. The book will definitely help you improve your designing and paper piecing skills." ([Amazon.com](http://Amazon.com) review)

[\*The Splendid Sampler 2\*](#), Pat Sloan & Jane Davidson

"More than 28,000 quilters have sewn along with the Splendid Sampler community online. Now Pat Sloan and Jane Davidson return with 100 all-new block patterns to inspire quilters all over the world, all over again!" As in the first book, the finished block size is 6 inches so all blocks can be easily combined. ([Amazon.com](http://Amazon.com))



Happy piecing and happy holidays!

--- Liz Gray  
QQ Librarian

## QQ UFO/NSY Challenge!

Thank you to everyone who brought their finished UFO/NSY projects for show and tell at the November Meeting. If you didn't complete your project last month, continue to work on it and bring it to the December meeting. Remember! Every completed project earns you a raffle entry for the drawing at the end of the challenge in May!

It isn't too late! If you are just joining the challenge, don't worry, the UFO/NSY chart is available [here](#). Check back to the September, October and November newsletters for information and tips to get UFO Busting!

The random project number drawn for December is 1! During the month of December, work on the project that corresponds with 1st project on your list! (If you opted for a "Free" project, choose a project on your list that you want to get a jumpstart on or continue working on the previous months' projects #7 or #3.)

Here is this month's tip from [Pat Sloan](#): December is designated as "**Search and Rescue**"

### **It is VERY important to ask yourself these questions:**

- When was the last time you actually **SAW** the top of your cutting table
- Is your ironing board piled **HIGH** with crap that needs put away.. .. treasures you purchased?
- Do you **HAVE** your newly selected UFO/NSYs in a spot where you can actually **GET** to them?
- Where are your Scissors, rotary cutter, favorite Ruler, needles and thread (pick one ..or all!)
- Can you just **SIT DOWN** and sew at **ANY** time? Or is the machine covered in projects that you have to move
- Do you have a project 'at the ready' and what is it in? No it does not count if it is in a box under the bed in other room\_

### **Your assignment**

- Identify **THREE organization** things that make it **HARD** for you to get to work
- **Now FIX THEM (yes clear off that ironing board and KEEP it clear!)**
- Reward yourself when that is done
- Share **your finished project at the December meeting!**

### **Let's GO SEW!**

**\*\*\*\*REMEMBER TO BRING YOUR NOVEMBER COMPLETED UFO/NSY PROJECT TO THE DECEMBER MEETING FOR SHOW AND TELL AND TO RECEIVE A RAFFLE ENTRY FOR THE DRAWING AT THE END OF THE CHALLENGE\*\*\*\***

I want to thank [Pat Sloan](#) and [All People Quilt](#) for the inspiration, suggestions and guidance for this project.

Please email me with questions- [rjj40@yahoo.com](mailto:rjj40@yahoo.com)

-- Robin Jaeger



## International Quilt Festival in Houston

Visitors to the last QQ Quilt Show in 2018 might remember “If Betty Friedan Attended the Talmud Class,” an art quilt by Sara Schechner. One visitor suggested to Sara that she enter it in the International Quilt Festival, the world’s largest juried quilt show held each fall in Houston (<http://www.quilts.com/houston-special-exhibits.html>). She did, and the quilt was accepted into the show! Photos below show the quilt hanging at the show and one of the special exhibits, *Sapphire Celebration*.



*“If Betty Friedan Attended the Talmud Class,” Sara Schechner*





*Sara with her spectacular quilt on view at the Houston International Quilt Festival!*



*One of the special exhibits at the Houston Quilt Festival, "Sapphire Celebration".*



Upcoming Exhibit:

THE COLORFUL WORLD OF  
PAT DELANEY

December 3, 2019 – February 13, 2020



*Martha's Vineyard Illumination, 2012*

*For information on current exhibits,  
see: <https://www.neqm.org/on-view-index>*

**THANK YOU NEQM MEMBERS FOR YOUR SUPPORT!**

December 1–29, 2019

Members enjoy 25% off all purchases in the museum store

OPEN TUESDAY THROUGH SUNDAY, 10 am -4 pm







## SEW-N-SEW

Where Creative Friendships Are Made

251 West Central Street, Suite 8  
Natick, MA 01760

Website: [www.sew-n-sew.org](http://www.sew-n-sew.org)  
Contact us: [info@sew-n-sew.org](mailto:info@sew-n-sew.org)

### Upcoming Quilt Shows, Exhibits and Events

It's starting to slide into deep winter, so quilt shows and events become scarce as the holidays take us for a whirl. At the end of the newsletter, please note there will be a few quilt and fabric related events and exhibits in the area towards spring.

### QQ Reminders:

#### QQ Email List

All QQ members can send email to the Guild Email List. Please restrict use to Guild and Quilt related items! The email address is: [QQList@Quinobequin.org](mailto:QQList@Quinobequin.org)

#### QQ Web Site

The QQ website has all sorts of information, including meeting announcements, the yearly calendar, Comfort Quilt patterns, and hundreds of photos. Check out [www.Quinobequin.org](http://www.Quinobequin.org)

\* \* \*

*Please submit any news items you'd like included in the January newsletter by January 5<sup>th</sup> to [ginny215@mac.com](mailto:ginny215@mac.com). I'd like to send out the newsletter January 7<sup>th</sup> a week before our January 14<sup>th</sup> meeting. Thank you for your cooperation!*

*Best wishes to all for a joyous  
and peaceful holiday season!*





## Craft in America: Quilts

Premieres on PBS on December 27, 2019 at 9pm (check local listings)

*QUILTS*, a new episode of *Craft in America*, the Peabody Award-winning documentary series discovering the beauty, significance and relevance of handmade objects and the artists who make them.

## **PENNSYLVANIA DUTH-AMISH TRIP A QUILTER'S FABRIC & CRAFT SHOPPING PARADISE**

**YEAR - 2020– March 25<sup>th</sup> (Wed) to March 28<sup>th</sup> (Sat)**

\*\*\*\*\*

Rosemary Koch's Annual trip to Amish Country leaves @ 4:45 am on 3/25 and returns approx. 10 pm on 3/28/2020. Trip includes shopping @: Amish Farmhouse visit, Kitchen Kettle Village, Zooks Dry Goods, Fabric Shak, Bird in Hand Farmers' Market & Area, the Spring Blossom Mall and the AQS Quilt Show and more. We cannot list everything, but if you have taken this trip before, you know it is a very fast-paced, exciting and enjoyable trip. For additional information, please send long SASE to RoseMary Koch, 100 Brand St, Arlington, MA 02474..

\*\*\*\*\*


### **PACKAGE INCLUDES:**

- \* Roundtrip DeLuxe Motorcoach, with VCR/DVD/Stereo System (includes driver's gratuity)
- \* Accommodations for 3 nights including all Taxes, gratuities, maid & baggage handling.
- \* Total Meals -- 3 dinners and 3 breakfasts--all smorgasbord (includes all tips & taxes)
- \* AQS Quilt Show Admission @Lancaster Convention Center, featuring vendors and exhibits.
- \* Personalized name tags; Water provided each day
- \* Meet & Greet Evening; Raffles and Surprises

This is one trip you won't want to miss. Fun filled trip -- many laughs, we will shop 'til we drop and there will be lots of warmth and friendship – come and join the camaraderie!

*RoseMary*





# A WORLD OF QUILTS

presented by: Northern Star Quilters' Guild

**May 2 & 3, 2020**  
**Saturday: 10am - 5pm • Sunday: 10am - 4pm**

**Western CT State University**  
**West Side Campus • O'Neill Center**  
**43 Lake Avenue Ext., Danbury, CT**  
Handicap Accessible Venue

**Over 250 Quilts • 30+ Vendors**  
**Raffle Quilt, Demos & More!**

For more information:  
[www.NorthernStarQuilters.com](http://www.NorthernStarQuilters.com)