



Quinobequin Newsletter, February 2020

Letter from the Co-President

Dear Quilters,

We're having a terrific year at QQ with devoted members at the helm of so many activities. Our comfort quilt output is amazing, response to the UFO challenge impressive and block-of-the-month is creating paper-pieced beauties, just to name a few. And that raffle quilt – wow!

We are truly blessed to have such a great group of people serving on our board who make these things happen. In the coming months we'll need to replenish our board as the terms of about half the positions will expire in May. Being on the board is a great opportunity to get to know other members better and be part of a dedicated community that keeps the wheels churning at QQ.

Right now, we're looking for two people to serve on the Nominating Committee. These folks will review the open positions and consider which members might be approached to serve. This is a short-term task that shouldn't take more than a few hours. Janet and I hope that two of you will take it on. If you have questions, please contact Janet or me.

We have lots to be excited about. Our quilt show takes place next month and a new website is about to be launched.

Time to get some quilting done for the show!

--- *Karen Mondell*
Co-President

2020 QQ Calendar:

February 11, 2020

Comfort Quilt Gathering



March 11, 2020

Kathy Graves: Concepts of
Modern Quilting



* * *

Reminder!

Bring to meetings:

- Nametags
- Comfort Quilts
- Show & Tell

Program News:

Our February QQ meeting features a community sew-in for comfort Quilts. Louis Cohen is the lead for this meeting and information about the meeting is below.

QQ Comfort Quilts Extravaganza 2020 Tuesday, February 11, 2020 Come to Schmooze: 6:45 then quilt: 7:00-9:00 PM

Come join us for our annual QQ Comfort Quilt Extravaganza, an evening of sewing, schmoozing and fun.

We are continuing to use an old favorite, the "Disappearing Nine Patch". Since the November retreat, guild members sewed a total of 230 nine patch blocks or a total of 920 blocks to make into finished quilt tops. AMAZING! Additionally, we have finished quilt tops donated by members.

This year we will have 3 main activities to choose from:

- Sew nine patch blocks (with ¼ inch seams) from precut and sorted 5" squares. Finished blocks will be ironed and cut at a later time. (directions will be provided)
- Sew already finished blocks into a quilt top. Blocks will be presorted and bagged with layout suggestions. Additional blocks may be available to sort and bag.
- Sandwich and pin some of our already completed quilt tops.

Additionally, we need people to act as facilitators assisting sewers and collecting and bagging completed blocks.

Before the Meeting

Click on this link to sign up and let us know what equipment you can bring

(<https://www.signupgenius.com/go/30E094CA9AC28A1F85-comfort3>)

Sewing machines: Please bring a presser foot to sew ¼ inch seams. If one is not available, our resident experts can help you create a ¼ inch guide.

- Please remember the little items such as thread, needles, straight and safety pins, rulers, cutters and blades.
- PLEASE bring in any finished blocks or quilt tops you have at home.

Contact us with any additional questions, Louise, Cohen lcohen5@rcn.com or Caroline Rachfalski, carolinelr@comcast.net . We look forward to seeing you!

--- Louise Cohen

--- Caroline Rachfalski

Upcoming Programs:

On Tuesday, March 10 Kathy Graves of Next Generation Quilting

<http://nextgenerationquilting.net/about/>

will talk about color, negative space, minimalism, alternative grid asymmetry and more!

For our April meeting, we are seeking some of our talented members to demo any tips, patterns, tools, etc. for our highly anticipated annual Members' Demo Night. Please contact Judy Weinberg, judithfweinberg@gmail.com to offer new ideas or skills to share with our quilting community.

--- *Judy Weinberg*
Programs Chair



Hospitality

Carol will be sending out reminders to all who signed up to bring something for the Hospitality Table this month. A general reminder for all - please collect and take home with you anything you brought and is left over at the Table after the meeting. Please don't leave behind any tidbits tempting to the mouse in the house.

-- *Carol Miller*
-- *Jessica Gillis*
Hospitality Committee

Quinobequin 2020 Quilt Show - March 27 & 28

We Need Your Quilts! DON'T BE SHY!! It would be great to have at least one quilt from every member. You should have received an email with the link to the Quilt Entry Form. Don't forget Challenge Quilts and Block-of-the-Months. We would like to have all the 2018 and 2019 Challenge Quilts. If you have any trouble with the form, please call Jane at 781-254-4508.

Any questions - take a look at the Quilt Show FAQ on our website, <http://www.quinobequin.org/quilt-show-new/2016-quilt-show-entry> under "Quilt Show".

REMINDER: Quilt Entry Forms are due on Feb 20th!!!!

- Volunteers

We need lots of volunteers for show set-up, take-down, and Hosting. Sign up at the February and March meetings and look for an email from Nancy Weinreich with more hosting info. Please sign up for at least one 2-hour shift if possible, and more is great!

- Demo/Comfort Quilt Area

At our Demonstration/Comfort Quilt area we will have some comfort quilts to work on, and visitors often stop and ask questions. This year we'll also be selling the mini art quilts. Sign-ups sheets for this area will be on the same sheet as the hosting sign-up.

- Publicity

Flyers and postcards will be available at the February and March meetings. Please pick up flyers to distribute around your town. We have a lot of designated locations. Good places are libraries, coffee shops, places of worship, community and senior centers, break room, quilting workshops, etc... Give the postcards to friends, co-workers, relatives, colleagues and neighbors. Note that the raffle ticket stubs have the same info as the postcards, so when you sell raffle tickets the buyer has all the info in their hands.

Any questions - check the FAQ on the Quinobequin website, <http://www.quinobequin.org/quilt-show-new/2016-quilt-show-entry> or contact Jane: QuiltShow@Quinobequin.org

-- Jane Evans


Quilt Show Chair, 2020

Quilt Show: Raffle Quilt Tickets!

We can all agree - our 2020 raffle quilt is spectacular. So, let's try to sell lots of raffle tickets before our show.

I will be bringing more raffle tickets to our February meeting for those who would like more or for those who have not yet picked theirs up. And, if you have already sold your tickets, I will collect stubs and money at on February 11th.

--- Evy Megerman



Mini-Quilts for the 2020 Quilt Show

If you've made mini-quilts for the show, please bring them to the February meeting. If you won't have yours done by then please let me know the number you plan to submit so we can get an idea of how many to expect. This mini quilt by Linda Evans is a lovely example of a mini-quilt. Please contact me at karen.r.mondell@gmail.com if you have any questions.



Linda Evans, Mini-Quilt

We'd like to encourage all members to participate in making mini-quilts to sell as souvenirs at the show to benefit the guild. In case you need a refresher on our mini-quilt project, here are the directions:

Supplies

- Some ultra-firm stabilizer such as Peltex 70. You'll be fusing fabric to the stabilizer so can get either Peltex 71F, which is fused on one side or Peltex 72F, which is fused on both sides.
- A fusible web such as Misty Fuse or Light Steam A Seam II.
- Fabric & thread, embellishments

Directions

- Cut a piece of stabilizer 5" x 8"
- Cut a background fabric that is 5 1/2" x 8 1/2", so a bit bigger than the stabilizer.
- Come up with an image or a design. This is a great opportunity to use your scraps!
- Once you have decided what design and fabric to use, fuse them to the background fabric you've selected for the front.
- Sew down the individual pieces after they are fused. Feel free to free motion quilt around each piece and do some decorative stitches or embellish with beads, trim, etc.
- Once the front is complete fuse it to one side of the stabilizer. Trim to size
- Cut another piece of fabric 5 1/2" x 8 1/2" and fuse it to the back of the stabilizer. Trim.
- Zig zag around the perimeter of the piece to finish the edges.

Again, contact Karen at karen.r.mondell@gmail.com if you have any questions.

QQ UFO/NSY Challenge!

QQ UFO/NSY Challenge! Thank you to everyone who brought their project for show and tell to the January Meeting. There will not be a show and tell in February due to the comfort quilt sew-in! If you didn't complete your project last month, continue to work on it and bring it to the **MARCH** meeting (see note below). Remember! Every completed project earns you a raffle entry for the drawing at the end of the challenge in May!

The random project number drawn for February is 5!

During the month of February work on the project that corresponds with 5th project on your list! (If you opted for a “Free” project, choose a project on your list that you want to get a jumpstart on or continue working on last month’s project #4.)

*** Remember you have one month to finish that UFO for the 2020 QQ Quilt show!!!***

February is Comfort Quilt Month! As I suggested in September – “... take out the projects that you really have outgrown, that you never liked that much, that are giving you Guilt. GUILT is our enemy! Shed tears if you must but GIVE THEM AWAY. “Here is a second chance - bring them to the February QQ meeting and give to Louise and Caroline, Comfort Quilt coordinators,

Here is this month’s tip from [Pat Sloan](#)

We all have them.

- That set of blocks that never got increased enough for a quilt.
- A single block or two from a workshop
- a set of swap blocks that came 'out' of the swap due to color (or something OTHER reason)
- or a group of blocks that you decided you just didn't like the fabric choices enough to move on.

You may even have some Dear Jane blocks or just FOUR Baltimore Album blocks instead of 16, or how about that BOM project that you lost enthusiasm over?

Turn those small bits into other projects by looking at them with a critical eye.

- Can you take the set of blocks and make a small wall hanging?
- Make into a table topper? Several blocks set side by side make awesome table runners!
- How about taking blocks and making them into tote bags, or pillows?
- Turn the blocks on point and make a LARGER quilt with fewer blocks... set with alternating fabric squares and an even Bigger quilt appears!
- How about placemats, coasters, hot pads?

Lots of these projects can be converted and called D-O-N-E and even GIFTED! Gotta love it!

If you love the blocks but don't really feel like doing the rest. DON'T!! Permission granted...

let's GO SEW!

--- From All People Quilt- [What to do When You Lose Interest in a Quilting Project.](#)

*****THERE WILL NOT BE SHOW AND TELL AT THE FEBRUARY COMFORT QUILT MEETING. *REMEMBER TO BRING YOUR JANUARY COMPLETED UFO/NSY PROJECT TO THE MARCH MEETING FOR SHOW AND TELL AND TO RECEIVE A RAFFLE ENTRY FOR THE DRAWING AT THE END OF THE CHALLENGE******

I want to thank [Pat Sloan](#) and [All People Quilt](#) for the inspiration, suggestions and guidance for this project.

Please email me with questions- rjj40@yahoo.com

-- Robin Jaeger

QQ Block of the Month

Our January block is a Zinnia flower, the pattern and photos are below. We will have copies of it at the meeting along with measurement and other tips from Diana.


Note from Diana: I am always generous with my fabric measurements, so I don't have to fiddle around with the placement.


MEASUREMENTS

- B4 is the stem-2" strip
- C2 and A14 is one leaf-2" strip
- B2 and A16 is the other leaf-2" strip
- the rest of the bottom square is background-2" strip
- A9 is background- 2 1/2 strip
- A1 to A12 is the flower (you can see that point ends at the B4 stem piece - 1 1/2 strip
- the background pieces are A17, A4, A13, A15, C1, C3, B1, B3-2" strip

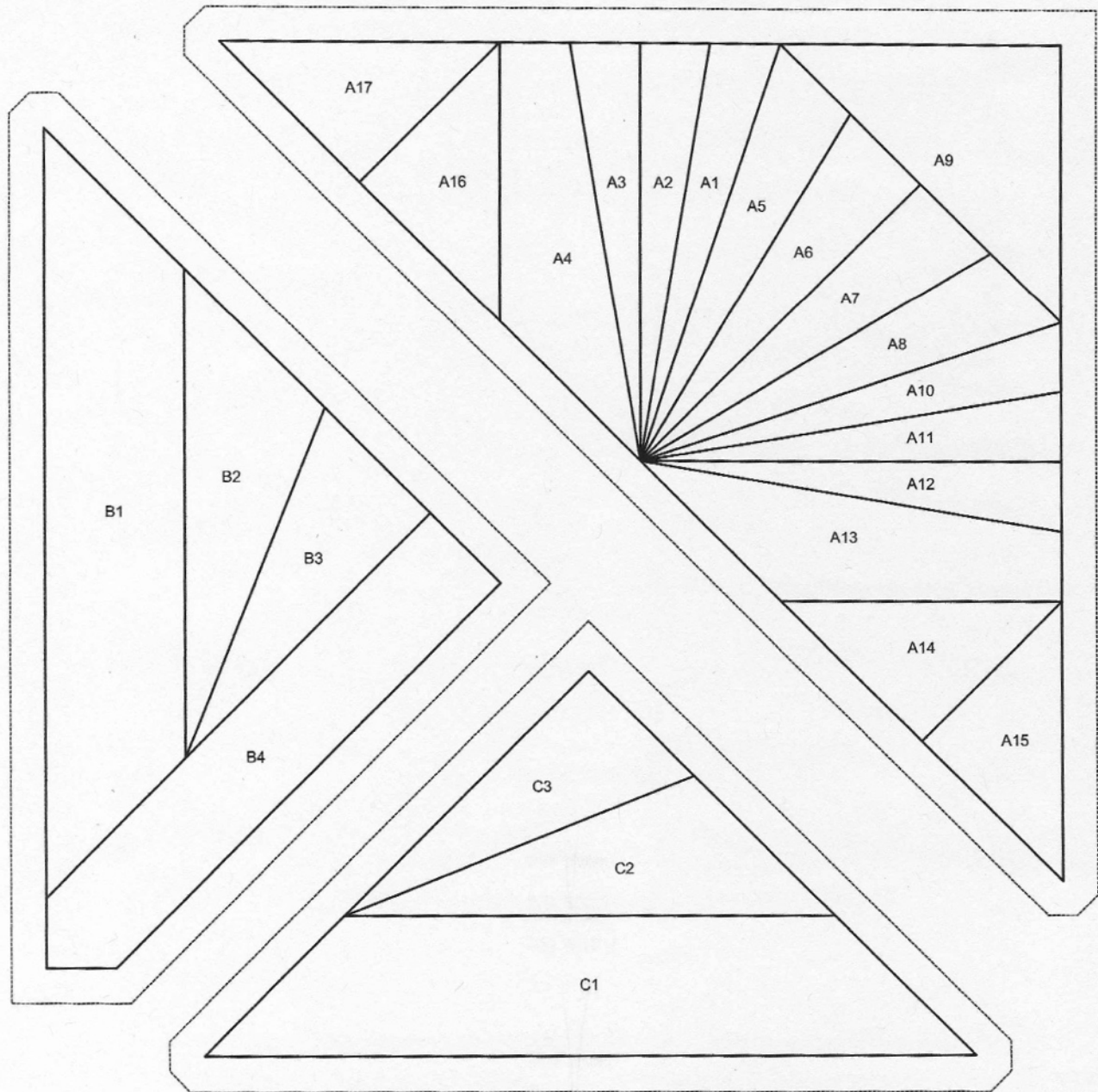
TIPS

- As a help I added step by step photos of the Zinnia construction
- The Zinnia pattern may look a bit confusing. I found it helpful to look at the colored example and label the pieces with your fabric choice color ahead of time. I also color coded each piece
- sew 2 smaller pieces together before ripping off the paper
- don't forget to bring show and tell and you will get a raffle ticket!



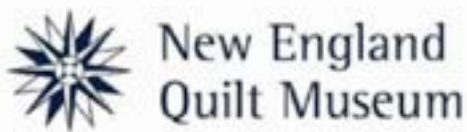


Zinnia



Pattern for "Zinnia" as 6,000 by 6,000 (inches) block in EQ8 Project "QQ BOM 2019-20.PJ8" printed from EQ8! 01/28/2020

Note: Image may not be to scale if printed on your printer since copiers can vary, please measure to be sure!!



NOTE: NEQM Hours, January - April are Tuesday through Saturday, 10AM-4PM

Current Exhibit:



SALVAGED: THE STITCHED NARRATIVES OF JENNIFER REGAN

January 7- April 4, 2020

Guest Speaker, Heather Gring from the Burchfield Penney Arts Center in Buffalo, New York, will give an in-depth look at Salvaged: The Stitched Narratives of Jennifer
Saturday, March 21 at 2 pm

Ascension of Madeline to Dog Heaven · Jennifer Regan, 1990

Upcoming Exhibit:

STORIES OF WEST AFRICA: WORKS BY HOLLIS CHATELAIN

February 11 – April 25, 2020

Hollis Chatelain is an internationally recognized and award-winning artist specializing in textile painting.



Quinobequin Annual Visit to NEQM coming up in April

We will be visiting NEQM in Lowell as a group in April. We will visit the museum together in the morning and have lunch together at a local restaurant. Watch your email in early March for a Sign-Up Genius invitation with several possible dates. Please sign up for all dates that work for you. We will pick the date with the most sign-ups.

--- Heidi Fieldston, NEQM representative, hfieldston@mac.com

For more information on NEQM current exhibits and events:

<https://www.neqm.org/on-view-index>



SEW-N-SEW

Where Creative Friendships Are Made

251 West Central Street, Suite 8
Natick, MA 01760

Website: www.sew-n-sew.org
Contact us: info@sew-n-sew.org

Upcoming Quilt Shows, Exhibits and Events

It'll be early spring before quilt shows and events abound again, starting with our own show March 27 and 28. At the end of the newsletter, please see notices of quilt and fabric related events in the area scheduled for springtime.

QQ Reminders:

QQ Email List

All QQ members can send email to the Guild Email List. Please restrict use to Guild and Quilt related items! The email address is: QQList@Quinobequin.org

QQ Web Site

The QQ website has all sorts of information, including meeting announcements, the yearly calendar, Comfort Quilt patterns, and hundreds of photos. Check out www.Quinobequin.org

* * *

Happy Valentine's Day to all!

Please submit any news items you'd like included in the March newsletter by March 1st to ginny215@mac.com. I'd like to send out the newsletter March 3rd a week before our March 10th meeting. Thank you for your cooperation!



Keiko Goke, Heart series

If you missed Craft In America: QUILTS on your local PBS station, you can view it online at craftinamerica.org



Judith Content, work in shibori



The Umbrella Arts Center

40 Stow Street, Concord, MA 0174

theumbrellaarts.org * 978-371-0820

"Color Your Quilts" and "Basic Felt Making" workshops
offered in January and February

<https://theumbrellaarts.org/age-groups/adult-classes>



Solo exhibition of mixed media and fiber art
of the artwork of [Cindy Heath](#)

Philip Read Memorial Library

Plainfield, New Hampshire

January 1 - March 31, 2020

Reception: February 7 from 5:00 - 7:00 PM

Workshop Opportunity! Open to non-QC members.

Upcoming Workshops Quilters Connection February/March 2020

February 28-29 (Friday and Saturday)

Liz Shepherd from Shepherd & Maudsleigh Studios

Lecture Thursday, February 27



Discovering Surface Design with Block Printing

Liz Shepherd, a nationally known printmaker, will be working with us on developing our skills in Surface Design. We will be carving blocks and learning the ins and outs of using those images to create unique and personal textiles. Learning the elements of surface design will be a key focus as we discover the many ways a printed textile can be designed.

2-one day workshops. **SPACE**

AVAILABLE IN THE FRIDAY WORKSHOP. Workshop will be held in West Newton at Shepherd & Maudsleigh Studios.

March 20-21 (Friday and Saturday)

Sarah Bond

Lecture Thursday, March 19



Paper Piecing with a Modern Aesthetic

If you follow Sarah Bond on Instagram you know how she has taken traditional patterns and turned them into beautiful modern looking quilts. We'll be working with paper piecing, curved piecing, quick strip piecing as well as color and design.

Experience with paper piecing is not required. We'll have two one day workshops with Sarah - New York Beauty and Coming Full Circle. Take one or both!

2-one day workshops. Take one or both!

Upcoming Workshops Quilters Connection February/March 2020

Lecture is free for QC members; \$10 for non-members
Cost of each one-day workshop for QC members is \$65; non-members \$75

Lectures and Sarah Bond workshops will be held at St. James Armenian Church;
465 Mt. Auburn Street, Watertown, MA.

Block Printing workshop will be at Shepherd & Maudsleigh Studio; 27 Dunstan Street; W. Newton, MA

Name _____

E-mail _____ Phone _____

_____ Shepherd & Maudsleigh studio: one-day workshop; Block Printing;
Friday, February 28, 2020, 10 am-4pm:

_____ Sarah Bond; one-day workshop; New York Beauty (Paper Piecing)
Friday, March 20, 2020, 9 am-4pm

_____ Sarah Bond; one-day workshop; Coming Full Circle (Paper Piecing)
Saturday, March 21, 2020, 9 am-4pm

Make check payable to: Quilters' Connection Check # _____ Amount \$ _____

I have renewed my membership with Quilters Connection for 2020

☐ Yes

☐ No, my check for \$45 is enclosed Check # _____

Mail form with check to:
Betsy Habich; 98 Valley Street; Beverly Farms, MA 01915

Art Show

Sara Schechner's quilts will be featured in a semi-solo art show in Dracut, Massachusetts on March 6-7, 2020. The show is produced by Dracut Arts, a non-profit dedicated to fostering interest in the arts by the production and presentation of musical concerts, art shows, poetry readings, cable-TV interviews, and seminars dealing with matters of general artistic interest.

Dracut Arts produces six two-day arts events each year for the greater Dracut Community. Each event showcases an Art Show, Author Reading and Q&A, and a Performance. On Friday March 6, the art show features quilter Sara Schechner and painter Lucilda Dassardo-Cooper from 4– 9 pm, with an artists' reception 7 – 9 pm. On Saturday March 7, Dan Szczesny, journalist and author, will do a reading at 2 pm. His latest book is *The White Mountain: Rediscovering Mount Washington's Hidden Culture*. From 7-9 pm Saturday evening, there will be a performance by the Lotus Sound, an experimental circle singing group based in Boston. The improvisational *acapella* music is Inspired by the African roots of circle singing and the music of Bobby McFerrin.

All events take place at the Christ Church United, 10 Arlington Street, Dracut, MA. For more information, see <https://www.dracutarts.com/>.

PENNSYLVANIA DUTCH-AMISH TRIP
A QUILTER'S FABRIC & CRAFT SHOPPING PARADISE

Rosemary Koch's Annual trip to Amish Country leaves @ 4:45 am on 3/25 and returns approx. 10 pm on 3/28/2020. Trip includes shopping @: Amish Farmhouse visit, Kitchen Kettle Village, Zooks Dry Goods, Fabric Shak, Bird in Hand Farmers' Market & Area, the Spring Blossom Mall and the AQS Quilt Show and more. We cannot list everything, but if you have taken this trip before, you know it is a very fast-paced, exciting and enjoyable trip. For additional information, please send long SASE to RoseMary Koch, 100 Brand St, Arlington, MA 02474.

PACKAGE INCLUDES:

- * Roundtrip Deluxe Motorcoach, with VCR/DVD/Stereo System (includes driver's gratuity)
- * Accommodations for 3 nights including all Taxes, gratuities, maid & baggage handling.
- * Total Meals -- 3 dinners and 3 breakfasts--all smorgasbord (includes all tips & taxes)
- * AQS Quilt Show Admission @Lancaster Convention Center, featuring vendors and exhibits.
- * Personalized name tags; Water provided each day
- * Meet & Greet Evening; Raffles and Surprises

This is one trip you won't want to miss. Fun filled trip -- many laughs, we will shop 'til we drop and there will be lots of warmth and friendship – come and join the camaraderie!

RoseMary



A WORLD OF QUILTS

presented by: Northern Star Quilters' Guild

May 2 & 3, 2020
Saturday: 10am - 5pm • Sunday: 10am - 4pm

Western CT State University
West Side Campus • O'Neill Center
43 Lake Avenue Ext., Danbury, CT
Handicap Accessible Venue

Over 250 Quilts • 30+ Vendors
Raffle Quilt, Demos & More!

For more information:
www.NorthernStarQuilters.com